


SERIE EZD CON RELÈ ELETTROMECCANICO
EZD SERIES WITH ELECTROMECHANICAL RELAY

INTERFACCIA MODULARE A RELÈ ELETTROMECCANICO 6A , LARGHEZZA 6,2 mm
6A ELECTROMECHANICAL RELAY INTERFACE MODULE , BREADTH 6,2mm



- * Led segnalazione alimentazione del relè
- * Relay input signaling led
- * Aggancio per barra din
- * Drawbar for din bar
- * 1 contatto in scambio 6A
- * One 6A exchange contact
- * Pettine a 20 poli per collegamento interfacce in parallelo
- * 20 Pole comb for in parallel interface connection
- * Larghezza interfaccia 6,2mm
- * Interface breadth 6,2mm
- * Grado di protezione IP20
- * Protection degree IP20
- * Temperatura funzionamento -20 +55 °C
- * Operating temperature -20 +55 °C

TABELLA SELEZIONE INTERFACCIE - INTERFACE SELECTION TABLE

Tensione di ingresso - Input voltage	Corrente uscita - Output current	Modello - Model
12VDC	6A	EZD-24D-RM12
24VDC	6A	EZD-24D-RM24
12VAC/DC	6A	EZD-24AD-RM12
24VAC/DC	6A	EZD-24AD-RM24
125VAC/DC	6A	EZD-125AD-RM60
240VAC/DC	6A	EZD-240AD-RM60

RELÈ ELETTROMECCANICI IMPIEGATI NELLE INTERFACCIE EZD
ELECTROMECHANICAL RELAYS USED ON EZD INTERFACES

Tensione controllo interfacce Interface control voltage	Modelli relè finder Finder relays	Codici / Code EL.CO.
12V DC	34.51.7.012.0010	ER-12D
24V DC	34.51.7.024.0010	ER-24D
12V AC/DC	34.51.7.012.0010	ER-12D
24V AC/DC	34.51.7.024.0010	ER-24D
125V AC/DC	34.51.7.060.0010	ER-60D
240V AC/DC	34.51.7.060.0010	ER-60D

Dimensioni in mm
Dimensions in mm

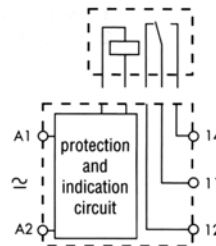
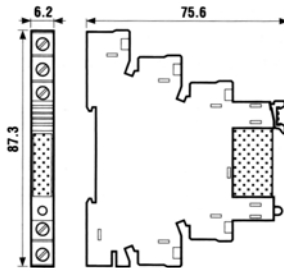



TABELLA SELEZIONE ZOCCOLI - SOCKET SELECTION TABLE



Tensione controllo interfacce Interface control voltage	Modello Model
12VDC	EZD-24D
24VDC	EZD-24D
12VAC/DC	EZD-24AD
24VAC/DC	EZD-24AD
125VAC/DC	EZD-125AD
240VAC/DC	EZD-240AD

ACCESSORI
ACCESSORIES

Pettine a 20 poli 20 Pole comb	Modello / Model
	EZD-20P

